



2022 MEMBER VALUE STATEMENT

*Working together to responsibly and economically
keep the lights on today and in the future.*



SouthwestPowerPool



SPPorg



southwest-power-pool

2022 MEMBER VALUE



In 2022, Southwest Power Pool provided **\$3.787 billion** in savings and benefits to our members.

\$3.787 BILLION

2022 SAVINGS AND BENEFITS



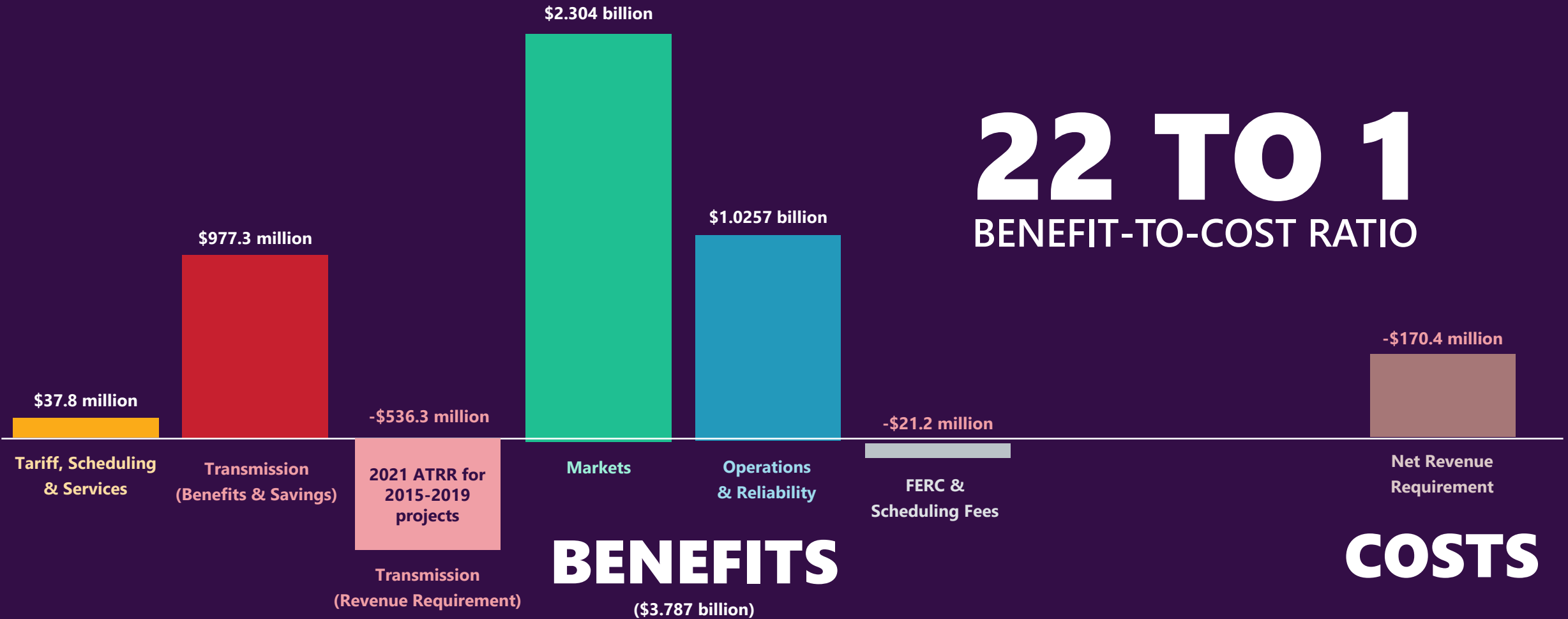
Operations and Reliability: \$1.026 billion
SPP operates from a regional perspective. This reduces costs and required energy reserves and increases efficiency.

Markets: \$2.304 billion
SPP's Integrated Marketplace combines efficient and economic day-ahead, real-time and transmission markets.

Transmission: \$441.0 million
SPP's collaborative, stakeholder-driven transmission planning processes result in robust infrastructure and have rapidly and reliably integrated renewables.

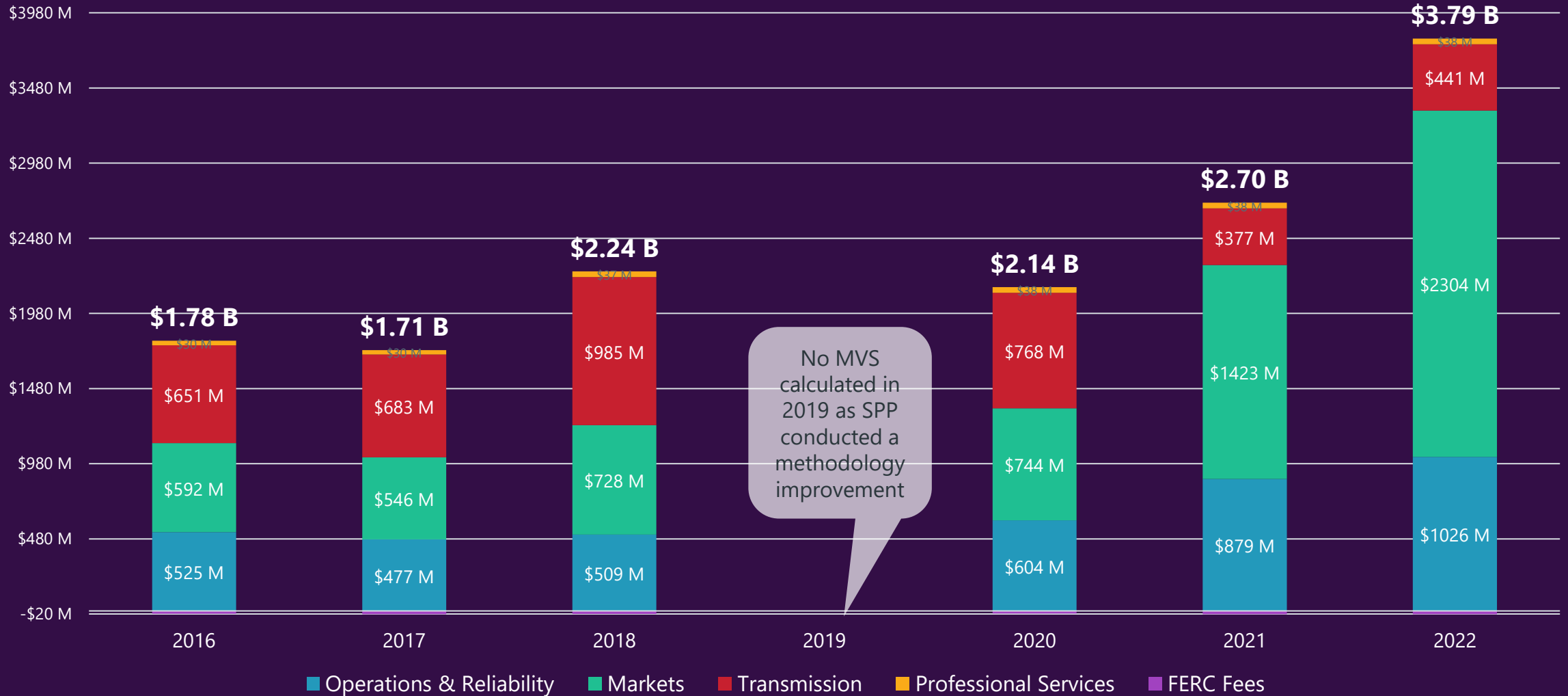
Tariff, Scheduling and Services: \$37.8 million
SPP's industry-leading services and training meet the compliance, settlements, engineering, tariff and scheduling needs of our customers on a regional scale.

22:1 RETURN ON INVESTMENT



Note: Chart is for illustrative purposes and not to exact scale

A HISTORY OF VALUE



INDIVIDUALIZING VALUE



Benefits Related to Load Share

- Markets
- Wind Integ.
- VOT
- Capacity
- FERC Fees


Member **multiplies** total by their load ratio share of MWh



17

RSG Benefit


Member uses a **table** of values to identify savings from RSG in their **control zone**



Services Benefits

- Reliability
- Tariff, Sched.
- Prof. Services

Range of benefits:
Low: Total / 113
High: LRS * Total



Net Unique Costs & Benefits

Member subtracts:
Their org's Sched. 1A
Their org's ATRR

Member adds:
Their net benefit from market participation, transmission rights, hedging and policy facilitation.